




**WORLD
MADE LTD.,**



PRODUCT LIST



TELESCOPIC LADDER/Single Side [P1-2]
TEL ESCOPIC LADDER/Double Side [P3-4]

01

TELESCOPIC LADDER/Single Side [P1-2]
TEL ESCOPIC LADDER/Double Side [P3-4]

02

MULTI-PURPOSE LADDER/Small joints Folding Ladder [P5]
MULTI-PURPOSE LADDER/Big joints Folding Ladder [P6]
MULTI-PURPOSE LADDER/Splay Foot [P7]
MULTI-PURPOSE LADDER/Little Giant [P8]

03

FIBERGLASS LADDER/ Fiberglass Folding Ladder [P9]
FIBERGLASS LADDER/ Fiberglass Ladder [P10]

04

HOUSEHOLD LADDER/Normal Type [P11]
HOUSEHOLD LADDER/Stainless Steel Ladder [P12]
HOUSEHOLD LADDER/New Type [P13]

05

HOUSEHOLD LADDER/Step Stool Ladder [P14]
HOUSEHOLD LADDER/Step Ladder [P15-16]

06

WORKING PLATFORM LADDER [P17]
SMALL PLATFORM LADDER [P18]

07

EXTENSION LADDER/Single Straight Ladder [P19]
EXTENSION LADDER/Double Straight Ladder [P20]
EXTENSION LADDER/Three ladders Ladder [P21]

08

SCAFFOLD LADDER [P22]
TELESCOPIC LADDER/Single Side New type [P23]
ALUMINUM FOLDING TABLE [P24]





Single Side TELESCOPIC LADDER

When folding the ladder, you need to press buttons on each rungs and close step by step. Do not press buttons on both sides. Ladders for loft access, outdoor works, cleaning windows, interior and exterior painting and decoration etc. Compact design for easy storage. Light weight and portable aluminium construction.

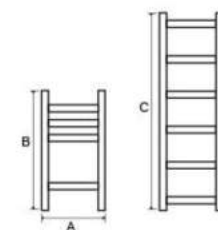


SPECIFICATION

MAX LOAD:150KG

STEP RISE:30CM


Item No	No. of step	A(cm)	B(cm)	C(cm)	N.W.(kgs)	Packing(cm)	20GP/40HQ
LX-T006	6	45.5	66.5	200	4.7	47.5x8x69	1200/2600
LX-T008	8	46	72.5	260	6.3	47.5x8.5x75	1000/2300
LX-T010	10	47	79	320	8.3	48x8.5x82.5	850/2000
LX-T012	12	48	85	380	10.3	49x8.5x87.5	750/1800
LX-T014	14	48	91	440	11.9	49x10x94	650/1500
LX-T013S	13	48	99	500	13.3	49x10x101	565/1375
LX-T014S	14	48	102	540	14	49x10x104	549/1330





Double Side TELESCOPIC LADDER

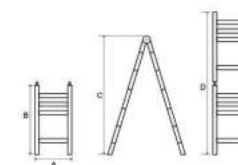
Conforms to GS & TUV safety standard.
With stable joints construction, for sure its safety.
It can be adjusted to three ways of single straight, double straight and stairway straight to suit your own needs
With widely usage, for outdoor works, cleaning windows, interior and exterior painting and decoration etc.
Compact design for easy storage.



SPECIFICATION

MAX LOAD:150KG

STEP RISE:30CM



Item No	No. of step	A(cm)	B(cm)	C(cm)	D(cm)	N.W.(kgs)	Packing(cm)	20GP/40HQ
LX-T205	2x5	46	84	160	320	11.2	48x16x84	434/1054
LX-T206	2x6	47	87	190	380	13.3	48x16x88	414/1006
LX-T207	2x7	47	90	220	440	15	49x17x92	365/887
LX-T208	2x8	48	93	250	500	17.2	49x17x96	350/850
LX-T209	2x9	48	96	280	560	19.4	50x18x100	311/755
LX-T210	2x10	49	99	310	620	21.6	50x18x104	299/726



Small joints Folding Ladder

MULTI-PURPOSE LADDER

-Conforms to EN131 the European safety standard.

Aluminium construction with safety steel hinges for locked.
Two stabilizer bars featuring large rubber feet.

Non-Slip Aluminum Treads.

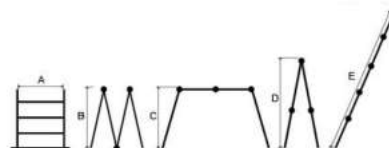
More than 10 useful locking configurations.



SPECIFICATION

MAX LOAD:150KG

STEP RISE:28CM



Item No	No. of step	A(cm)	B(cm)	C(cm)	D(cm)	E(cm)	N.W.(kgs)	Packing(cm)	20GP/40HQ
LX-M402	4x2	35	70	67	124	249	9.3	70x35x28	408/990
LX-M403	4x3	35	98	95	178	361	10.7	98x35x28	291/708
LX-M404	4x4	35	126	123	232	473	12.1	126x35x28	226/550
LX-M405	4x5	35	154	151	286	585	13.5	154x35x28	185/450



Big joints Folding Ladder

The ladder features over 13 different uses and combinations including a straight section ladder ,step ladder,ladder trestle,ladder stand off stair step scaffold,extension work platform and other combinations of these positions.



SPECIFICATION

MAX LOAD:150KG

STEP RISE:30CM



Item No	No. of step	A(cm)	B(cm)	C(cm)	D(cm)	E(cm)	N.W.(kgs)	Packing(cm)	20GP/40HQ
LX-M402D	4x2	35	72	69	124	249	10.3	72x35x28	396/963
LX-M403D	4x3	35	100	97	178	361	11.9	100x35x28	286/693
LX-M404D	4x4	35	128	125	232	473	13.5	128x35x28	223/542
LX-M405D	4x5	35	156	153	286	585	15.1	156x35x28	183/445



Splay Foot

Splay Foot LADDER

Conforms to EN131 the European safety standard.
Specially design strong construction.
Aluminium construction with safety steel
hinges for locked. Flared legs with slip resistant
and no necessary to install stabilizer.
Non-Slip Aluminum Treads.



SPECIFICATION

MAX LOAD:150KG **STEP RISE:28CM**

Item No	No.of step	A(cm)	B(cm)	C(cm)	D(cm)	E(cm)	N.W.(kgs)	Packing(cm)	20GP/40HQ
LX-M402S	4x2	35/52	69	66	123	249	8.9	70x (35-52) x28	385/930
LX-M403S	4x3	35/52	97	94	177	361	10.2	98x (35-52) x28	270/650
LX-M404S	4x4	35/52	125	122	231	473	11.6	126x (35-52) x28	200/500
LX-M405S	4x5	35/52	153	150	285	585	13	154x (35-52) x28	140/400

Little Giant

Conforms to EN131 the European safety standard.
These amazingly versatile ladders is a 3 in 1 ladders,depending
no your needs with the utmost safe.
Aluminium construction with safety steel hinges for locked.
Flared legs with slip resistant.



SPECIFICATION

MAX LOAD:150KG **STEP RISE:28CM**

Item No	No.of step	A(cm)	B(cm)	C(cm)	D(cm)	E(cm)	F(cm)	N.W.(kgs)	Packing(cm)	20GP/40HQ
LX-L403	4x3	92	88	141	57	174	286	8.2	94x20x48	310/760
LX-L404	4x4	120	114	194	75	230	398	9.9	122x20x48	240/580
LX-L405	4x5	148	140	247	93	286	510	11.6	150x20x48	200/470
LX-L406	4x6	176	166	300	111	342	622	13.3	178x20x48	170/400





Fiberglass Folding Ladder

Big joints Folding Ladder,
Conforms to EN131 the European safety standard.
Fiberglass material, better for anti-electricity when conducting electrical operation.
Non-Slip aluminum treads.
Aluminium construction with safety steel hinges for locked.
Two stabilizer bars featuring large rubber feet.
More than 10 useful locking configurations.



SPECIFICATION

MAX LOAD:150KG

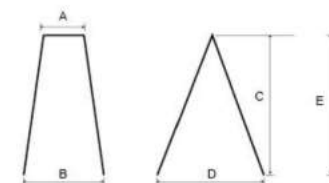
STEP RISE:28CM

Item No	No.of step	A(cm)	B(cm)	C(cm)	D(cm)	E(cm)	N.W.(kgs)	Packing(cm)	20GP/40HQ
LX-F402	4x2	35	70	67	124	249	12.2	73x36x28	432/957
LX-F403	4x3	35	98	95	178	361	14.4	101x36x28	310/734
LX-F404	4x4	35	126	123	232	473	16.6	128x36x28	246/580
LX-F405	4x5	35	154	151	286	585	18.8	156x36x28	185/450



Fiberglass Ladder

Used for domestic or industrial.
Strong mechanical aluminium construction.
Non-slip tread.
Easy to operate and storage.



SPECIFICATION

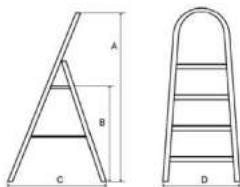
MAX LOAD:150KG

STEP RISE:28CM

Item No	No.of step	A(cm)	B(cm)	C(cm)	D(cm)	E(cm)	N.W.(kgs)	Packing(cm)	20GP/40HQ
LX-FH02	2	32.5	44	88	59.5	98	3.8	98x13x (32.5+44)	615/1436
LX-FH03	3	32.5	48	117	75.5	128	4.7	128x13x (32.5+48)	447/1050
LX-FH04	4	32.5	52	146	91.5	158	5.9	158x13x (32.5+52)	343/801
LX-FH05	5	32.5	56	175	107.5	188	6.8	188x13x (32.5+56)	275/645
LX-FH06	6	32.5	60	204	123.5	218	8.4	218x13x (32.5+60)	228/534
LX-FH07	7	32.5	64	233	139.5	248	9.1	248x13x (32.5+64)	191/447

Household Ladder

Light weight and portable aluminium construction.
Essential to home use.
Non-slip tread.



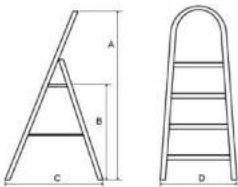
SPECIFICATION

MAX LOAD:150KG **STEP RISE:21CM**

Item No	No.of step	A(cm)	B(cm)	C(cm)	D(cm)	N.W.(kgs)	Packing(cm)	20GP/40HQ
LX-HA03	3	110	59	59.5	40.5	2.6	118x12x40.5	497/1500
LX-HA04	4	130	79	73.2	42.5	3	139x12x42.5	401/1230
LX-HA05	5	150	99	85	45	3.5	160x12x45	328/1050
LX-HA06	6	170	119	97	47.5	3.9	181x12x47.5	274/860
LX-HA07	7	188	139	113	50	4.3	202x12x50	232/740
LX-HA08	8	209	159	122	52.5	4.8	223x12x52.5	216/700
LX-HA09	9	229	179	136	55	5.3	244x12x55	

Aluminium Ladder / Stainless Steel Ladder

Stainless Steel material,better for prevent rust.
Strong enough for its construction.
Comfortable handrail with sponge sleeve.
Used for domestic or industrial.



SPECIFICATION

MAX LOAD:150KG **STEP RISE:25CM**

Item No	No.of step	Step width(cm)	A(cm)	B(cm)	C(cm)	D(cm)	N.W.(kgs)	Packing(cm)	20GP/40HQ
LX-HD/HG03	3	13	115	72	57	49	3.1/3.8	127x28x50	680/1600
LX-HD/HG04	4	13	141	97	74	52	4.2/5.1	152x28x53	600/1500
LX-HD/HG05	5	13	165	122	87	55	5.1/6.2	179x28x56	470/1150
LX-HD/HG06	6	13	188	146	120	58	6.1/7.4	206x28x59	380/950



New Type Household Ladder

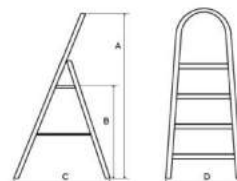
Light weight and portable aluminium construction.
New design for essential to home use.
Non-slip tread.
High quality for its Strengthening rib, Handrail tool groove,
High hardness screw.

SPECIFICATION

MAX LOAD:150KG

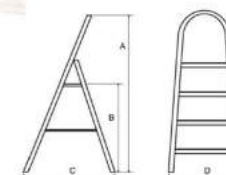
STEP RISE:25CM

Item No	No. of step	A(cm)	B(cm)	C(cm)	D(cm)	E(cm)	N.W.(kgs)	Packing(cm)	20GP/40HQ
LX-HC03	3	120	72	49.5	37.5	29.5	3.7	127x28x50	680/1600
LX-HC04	4	143	96	63.5	40	29.5	4.7	152x28x53	600/1500
LX-HC05	5	168	120	77.5	42.5	29.5	5.6	179x28x56	470/1150
LX-HC06	6	190	144	91.5	45	29.5	6.5	206x28x59	380/950



Step Stool Ladder

Light weight and portable construction.
Used for domestic or industrial, easy to operate
Various colors for choose.
Non-slip tread.



SPECIFICATION

MAX LOAD:150KG

STEP RISE:24CM

Item No	Step Sizeh(cm)	A(cm)	B(cm)	C(cm)	D(cm)	N.W.(kgs)	Packing(cm)	20GP/40HQ
LX-RA02	30*8	49	29	36	53	1.5	54x37x49	1144/2780
LX-RA03	30*8	73	30.5	38	79	2.3	80x39x49	732/1780
LX-RA04	30*8	97	32	40	105	3.2	106x41x49	528/1280
LX-RA05	30*8	121	33.5	42	131	4.3	132x43x49	400/980
LX-RA06	30*8	145	35	44	157	5.5	158x45x49	320/780



Steel Ladder

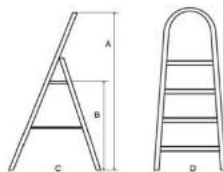
Steel material Ladder with round tube.
Strong enough for its construction.
Comfortable handrail with sponge sleeve.
Used for domestic or industrial.
Non-slip tread.
Easy to carry and safe use.



SPECIFICATION

MAX LOAD:150KG STEP RISE:24CM

Item No	No.of step	Step Sizeh(cm)	A(cm)	B(cm)	C(cm)	D(cm)	N.W.(kgs)	Packing(cm)	20GP/40HQ
LX-SA02	2	38*26	90	48	49	48	4.5	99x28x47	800/1860
LX-SA03	3	38*26	115	72	65	48	6	127x28x47	528/1460
LX-SA04	4	38*26	140	97	81	48	7.8	152x28x47	520/1210
LX-SA05	5	38*26	164	120	99	48	9.4	178x28x47	440/1000
LX-SA06	6	38*26	188	145	117	48	10.6	204x28x47	360/860



Steel Ladder

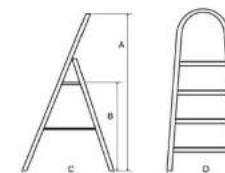
Steel material Ladder with round tube.
Strong enough for its construction.
Comfortable handrail with sponge sleeve.
Used for domestic or industrial.
Non-slip tread.
Easy to carry and safe use.



SPECIFICATION

MAX LOAD:150KG STEP RISE:24CM

Item No	No.of step	Step Sizeh(cm)	A(cm)	B(cm)	C(cm)	D(cm)	N.W.(kgs)	Packing(cm)	20GP/40HQ
LX-SA02	2	38*26	88	48	46.5	48	4.5	97x33x48	784/1800
LX-SA03	3	38*26	113	72	65	48	6	121x33x48	576/1390
LX-SA04	4	38*26	137	97	83	48	7.8	147x33x48	464/1132
LX-SA05	5	38*26	161	120	101	48	9.4	173x33x48	408/992
LX-SA06	6	38*26	185	145	119	48	10.6	199x33x48	356/864





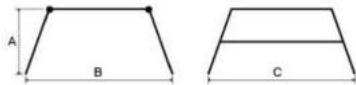
WORKING PLATFORM LADDER

Light weight and portable construction.
 Easy to carry and set up.
 Slip-Resistant, provides a non-skid area for standing.
 Non-Maring Provides slip-resiatance and protects floor form damage.
 It can be use for Car wash, Garden work and industrial work.



SPECIFICATION

MAX LOAD:150KG



Item No	Step Rise(cm)	A(cm)	B(cm)	C(cm)	N.W(cm)	packing(cm)	20/40HQ(pcs)
LX-W01	76*30	50	110	41	3.5	79X42X16	530/1300



SMALL PALTFORM L ADDER

Light weight and portable construction.
 Easy to carry and set up.
 Slip-Resistant, provides a non-skid area for standing.
 Non-Maring Provides slip-resiatance and protects floor form damage.
 It can be use for Car wash, Garden work and industrial work.



SPECIFICATION

MAX LOAD:150KG

STEP RISE:21CM



Item No	Plate Size(cm)	A(cm)	B(cm)	C(cm)	N.W.(kgs)	Packing(cm)	20GP/40HQ
LX-A01	87x30x1.2	34.5	115	39.5	8.0	87x39.5x34.5	625/1445
LX-A01B	108x30x1.2	44	144	42	8.8	108x42x14	890/1065
LX-A02	119x40.5x1.2	49	160	45.4	12.4	119x45.4x14	750/900



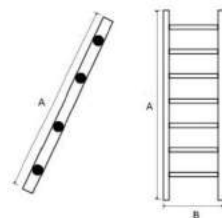
SINGLE STRAIGHT LADDER

It is made of anodized aluminum, which provides a durable and rust-resistant surface which is smooth when touch.



SPECIFICATION **MAX LOAD:150KG**

Load	No. of step	A(cm)	B(cm)	N.W.(kgs)	Packing(cm)	20GP/40HQ
LX-E106	6	170	30	2.6	170x38x7	698/1596
LX-E107	7	198	30	3	198x38x7	578/1368
LX-E108	8	226	38	3.4	226x38x7	534/1200
LX-E109	9	254	38	3.8	254x38x7	488/1116
LX-E110	10	282	38	4.2	282x38x7	432/960
LX-E111	11	310	38	4.6	310x38x7	364/850
LX-E112	12	338	38	5	338x38x7	334/779
LX-E113	13	366	38	5.4	366x38x7	308/719
LX-E114	14	394	38	5.8	394x38x7	285/668



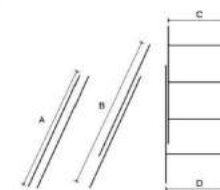
DOUBLE STRAIGHT LADDER

It is made of anodized aluminum, which provides a durable and rust-resistant surface which is smooth when touch. Use strong hook to link when extending ladder.



SPECIFICATION **MAX LOAD:150KG**


Item No	No. of step	A(cm)	B(cm)	C(cm)	D(cm)	N.W.(kgs)	Packing(cm)	20GP/40HQ
LX-E206	2x6	170	254	35	41	6.0	170x41x11	437/1036
LX-E207	2x7	198	310	35	41	6.8	198x41x11	360/888
LX-E208	2x8	226	360	35	41	7.6	226x41x11	336/769
LX-E209	2x9	254	422	35	41	8.4	254x41x11	282/690
LX-E210	2x10	282	478	35	41	9.2	282x41x11	264/592
LX-E211	2x11	310	534	35	41	10.0	310x41x11	236/529
LX-E212	2x12	338	590	35	41	10.8	338x41x11	216/486
LX-E213	2x13	366	646	35	41	11.6	366x41x11	200/448
LX-E214	2x14	394	702	35	41	12.4	394x41x11	185/416





THREE LAYERS LADDER

Used for domestic or industrial.
Strong mechanism aluminum construction.
Two kinds of ropes for choice, weave rope and fireproof rope.
Non-slip tread.



SPECIFICATION MAX LOAD:150KG

Item No	No. of step	A(cm)	B(cm)	C(cm)	D(cm)	E(cm)	F(cm)	N.W.(kgs)	Packing(cm)	20GP/40HQ
LX-E306	3x6	170	254	338	33	41	46	8.9	170x46x16	269/630
LX-E307	3x7	198	310	422	33	41	46	10.0	198x46x16	240/540
LX-E308	3x8	226	360	506	33	41	46	11.3	226x46x16	215/468
LX-E309	3x9	254	422	590	33	41	46	12.6	254x46x16	178/430
LX-E310	3x10	282	478	674	33	41	46	13.9	282x46x16	145/361
LX-E311	3x11	310	534	758	33	41	46	15.2	310x46x16	131/329
LX-E312	3x12	338	590	842	33	41	46	16.5	338x46x16	121/301
LX-E313	3x13	366	646	926	33	41	46	17.8	366x46x16	111/278
LX-E314	3x14	394	702	1010	33	41	46	19.1	394x46x16	103/259



SCAFFOLDING LADDER


Aluminium and plywood construction.
With compact design, lightweight and strong enough.
Used for industrial with various functions.
It can be Step ladder, Extension ladder, work platform



SPECIFICATION

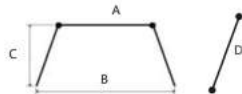
MAX LOAD:150KG STEP RISE:28CM

Item No	No. of step	Length(cm)	Width(cm)	Height(cm)	N.W.(kgs)	G.W.(kgs)	Packing(cm)	20GP/40HQ
LX-SF01	2x6	147	41	166	19.2	20.8	165x45.5x16.2	252/580
LX-SF02	2x12	158	50.5	332	38.0	40.8	187.5x57.5x32.5	85/200
LX-SF03	2x20	158	50.5	560	62	66	201x57.5x44	60/138



New Type Telescopic Ladder

Light weight and portable construction.
Easy to carry and set up.
Slip-Resistant, provides a non-skid area for standing.
Non-Marring Provides slip-resistance and protects floor from damage.
It can be used for Car wash, Garden work



SPECIFICATION THICKNESS:90MM

Item No	No. of step	A(cm)	B(cm)	C(cm)	D(cm)	N.W.(kgs)	Packing Size	20/40HQ(pcs)
TN006	6	32	42.5	91.0	224	9.3	96x44.5x11	590/1445
TN007	7	32	44.5	94.0	254	10.5	98x46.5x11	552/1352
TN008	8	32	46.5	96.5	284	11.65	100x48.5x11	520/1270
TN009	9	32	48.5	98.0	314	12.85	102x50.5x11	490/1200
TN010	10	32	50.5	100.5	344	14.05	104x52.5x11	465/1130
TN011	11	32	52.5	103.0	374	15.25	106x54.5x11	440/1070
TN012	12	32	54.5	105.5	404	16.45	108x56.5x11	415/1012
TN013	13	32	56.5	108.0	434	17.75	110x58.5x11	395/960
TN014	14	32	58.5	111.0	464	18.95	113x60.5x11	370/900
TN015	15	32	60.5	114.0	494	20.25	116x62.5x11	350/850
TN016	16	32	62.5	117.0	524	21.35	119x64.5x11	330/800
TN017	17	32	64.5	120.0	554	22.65	122x66.5x11	310/760
TN018	18	32	66.5	123.0	584	23.95	125x68.5x11	295/720

Aluminium Folding Table



Dimension(L*W*Hcm):120*70*69/70/ 55CM,
Table Folding Size:70/10*60CM Table Net weight: 6.3KGS
Material aluminum:30*30 25*25 38*9
Table side aluminum:51*15 +5MM MDF table top
Chair size:28*26*39cm, Fold size:28*44*4.5cm
chair net weight:0.95KGS packing size:71.5*11.5*64cm
G.W./N.W.: 11.3/10.4kgs/pc Container Loading: 40HQ/1439



Description: MDF Multifunctional Table
Dimensions(D*W*Hcm):240*60*70/62/55cm
(unfolding) 60x14x60cm(fold)
Material:Aluminum tubeφ19/φ23/φ25
Tube Thickness:(0.9mm,0.8mm)+5mm MDF table top,
Foot Surface treatment: Oxidation
Packing: 1 pc in a carton, carton size : 62x14.5x63cm/pc
G.W./N.W.:9.2/8.5kgs/pc
Container Loading: 20ft/500pcs, 40ft/1080pcs, 40HQ/ 1270pcs



Dimensions(D*W*Hcm):120x60x70/62/55cm(unfolding) 60x60x6.5cm(fold)
Material:Aluminum tube with φ25/φ23/φ19
Tube Thickness:0.8mm+ 5mm MDF table top
Foot Surface treatment:Oxidation
Packing: 1 pc in a carton, carton size : 61.5x7.5x62/pc
G.W./N.W.: 5.4/4.6kgs/pc
Container Loading: 20ft/1000pcs, 40ft/1860pcs, 40HQ/ 2200pcs



Dimensions(D*W*Hcm):60x40x26cm(unfolding)
Table Folding Size:40x30x4cm(fold) G.W./N.W.:7.0/6.5kgs/5pcs
Material:Aluminum tube with φ13+3 2mm MDF table top,
Foot Surface treatment: Oxidation
Packing: 5pcs in a carton, carton size :42x21x33/5pcs
Container Loading: 20ft/3500pcs, 40ft/7500pcs, 40HQ/ 8900pcs



Dimensions(D*W*Hcm): 70X50X60CM(unfolding)
70x50x5cm (fold)
Material:steel tube with φ16
Tube Thickness::0.6mm+ 5mm MDF table top
Foot Surface treatment:power coating
Packing: 1 pc in a carton, Carton size: 71.5x6x52cm/1pc
G.W./N.W.:3.1/2.9kgs/pc
Container Loading: 20ft/1000pcs, 40ft/2150pcs, 40HQ/2530pcs