

GARDEN PRODUCTS

Lawnmower/Tillers/Snow blower/Lithium garden tools



world made ltd



World Made Limited

Add. Unit. 304-7, 3/F Laford Centre, 838 Lai Chi Kok Road, Cheung Sha Wan, Kowloon, HongKong
Ph. (852) 2915.8198 E-mail: info@worldmadeltd.net www.worldmadeltd.net TIN. 72214994



Lawnmower



Tillers



Snow Blower



Lithium Garden Tools

- Focus on DMS - Design, Manufacturing, Service providers.
- Products are all over the five major supermarkets in North America and Amazon.
- North America and Europe mainstream brand designated suppliers of engine.
- Automobile industry quality management standard TS16949.
- Passed the Walmart, BSCI Audit, RoHS, EMC and other environmental laws and regulations.
- Automation, intelligent manufacturing.
- For different application and different lifetime, provide OPP, MPP and HPP different range products.
- International team.
- Professional design, manufacturing and quality team.

**ENGINE MAKES THE BRAND
BRAND ORIGINS FROM ENGINE**



Vertical Engine Expert----10 years engine design, manufacturing experience.

Durable & Professional Engines----testified by toughest application such as high pressure washers, lawnmowers, generators...etc.

Modern production and quality system.

Complete product line, covering market needs all around the world.

Compliance with all major regulations from different countries---EPA, CARB, CE, EMC, ROHS, PHAS...etc.

Experienced lawnmower team with full functions: Design, engineering, quality, marketing, services...etc.



LAWNMOWER

Gasoline & Lithium Battery

NEW MOWER FEATURES



1. HEIGHT ADJUSTMENT

Large size design, easy to operate.



2. QUICK WASHING HOLE

Nice cleaning feature.



3. UPRIGHT STORAGE

Reducing storage space up to 70%.



4. FRONT FACE

Handle under the new front face for easier transportation.



5. SIDE DISCHARGE

With proper angle and height.



6. ONE PUSH START

No pulling the rope, just push the button. Easier way start.




7.3X ADJUSTMENT HANDLE BAR

Height-adjustable long handle with 3 settings.



8. PUSH HANDLE

User friendly design with wrap around full width metal trigger.



9. FOLDABLE HANDLE

Easier to store and transport.



10. NEW WHEEL

Strong and unique design with enhanced friction when using.



11. SWING BLADE

Four swing blades are easier to cut your grass.



12. BLADE

Designed for professional cutting. Strengthened high quality blade.



13. TURBO VAC SYSTEM

Ensured higher grass collecting efficiency.



14. NEW GRASS CATCHER

New design with the capacity of 70L.

LITHIUM BATTERY LAWN MOWER

High-performance Lithium-Ion batteries replace conventional gasoline power.

Zero pollution, zero emission, low noise.

High quality, energy saving and environmental protection.

Recycling and durable.

Stable performance, low energy consumption and high performance.

Flexible and lightweight, realize ultra-light and miniaturization.

Unique tire design, excellent shock absorption effect.

Smooth running and comfortable operation.

Suitable for all kinds of lawn mowing work.



56V 4Ah/40V 4Ah
LITHIUM BATTERY

30mins
CONTINUING RUN TIME WITH 208WH

800W/600W
BRUSHLESS DC MOTOR
EQUIVALENT POWER

MODEL	EM41P -AD40	EM46P -AD40	EM51P/S -AD56	EM53P/S -AD56
Drive Type	Hand Push	Hand Push	Hand Push	Hand Push
Cutting Heights	25-75mm with 7grades	25-75mm with 7grades	25-75mm with 7grades	25-75mm with 7grades
Height Adjustment	Center	Center	Center	Center
Cutting Width	adjustment	adjustment	adjustment	adjustment
Catcher Volume	410mm(17")	460mm(18")	508mm(20")	530mm(21")
Deck Material	45L	55L	65L / 75L	65L / 75L
Front/Rear Wheel	Steel 7/8inch	Steel 7/8inch	Steel 7/10inch 7/8inch	Steel 7/10inch 7/8inch
Starting System				
Battery	One Push Start	One Push Start	One Push Start	One Push Start
Rated Speed	40V, 4AH	40V, 4AH	56V, 4AH	56V, 4AH
Grass Catcher	2900 rpm Full Plastic Box Half Plastic Box	2900 rpm Full Plastic Box Half Plastic Box	2900 rpm Full Plastic Box Half Plastic Box	2900 rpm Full Plastic Box Half Plastic Box
Blade:	Fabric Bag	Fabric Bag	Fabric Bag	Fabric Bag
Mulching	Straight Blade	Straight Blade	Straight Blade	Straight blade
Side Discharge	Available	Available	Available	Available
Running Time	Available	Available	Available	Available
Charger Time	20~40min	20~40min	20~30min	20~30min
Pack	150min	150min	80min	80min
Dimensions(mm)	710x525x465	780x545x465	845x570x465	870x585x465
20'GP / 40'GP / 40'HQ	140/284/355	124/256/320	125/212/265	125/212/265
Certifications	CE/GS/EMC/	CE/GS/EMC/	CE/GS/EMC/	CE/GS/EMC/
Compliance	NOISE	NOISE	NOISE	NOISE

LAWN MOWER LITHIUM BATTERY

17"~21"



ELECTRIC START

ONE PUSH START FUNCTION



EM53P/S

EM51P/S

EM46P

EM41P

MODEL	EM53P/S AD56	EM51P/S AD56	EM46P AD40	EM41P AD40
Cutting Width	530mm(21")	508mm(20")	460mm(18")	410mm(17")
Cutting Height	25-75mm	25-75mm	25-75mm	25-75mm
Rated Speed	2900rpm	2900rpm	2900rpm	2900rpm
Battery	56V,4AH	56V,4AH	40V,4AH	40V,4AH
Running Time	20~30min	20~30min	20~40min	20~40min
Charger Time	80min	80min	150min	150min
Wheel Size	7"Front/10"Rear	7"Front/10"Rear	7"Front/8"Rear	7"Front/8"Rear
Grass catcher				
Fabric Bag	65L	65L	55L	45L
Half Plastic Box	65L	65L	55L	45L
Carton dimensions				
Fabric Bag	870x585x465	845x580x460	785x545x465	710x525x465
Half Plastic Box	860x585x525	850x565x525	780x545x525	710x525x525
Loading Quantity (20GP/40GP/40HQ)				
Fabric Bag	125/212/265	125/212/265	124/256/320	140/284/355
Half Plastic Box	84/180/180	104/216/216	124/256/320	140/284/355

GASOLINE LAWNMOWER ONE PUSH START

Smart start mode instead of recoil start.
Completely simplify the cumbersome steps.
Simple, labor-saving and safe.
Delicate, compact structure.
Lightweight design, easy to operate.
Excellent lawn-cutting exporter with
exquisite craftsmanship.





ONE PUSH START

ONE KEY START FUNCTION

PRECISE CONTROL

SMOOTH AND AGILE OPERATION

MODEL	DM53ES	DM51ES	DM46ES
Engine Type	DV173E / DV196E DV225E	DV173E / DV196E DV225E	DV140E
Drive Type	Self-propelled	Self-propelled	Self-propelled
Rated Speed	2800RPM	2800RPM	2800RPM
Cutting Deck	Steel	Steel	Steel
Cutting Width	530mm 21"	508mm 20"	460mm 18"
Cutting Height	25-75	25-75	25-75
Grass Catcher	Full Plastic Box	Full Plastic Box	Full Plastic Box
	Half Plastic Box	Half Plastic Box	Half Plastic Box
	Fabric Bag	Fabric bag	Fabric Bag
Mulching	Available	Available	Available
Side Discharge	Available	Available	Available
Front/Rear Wheel	8/10inch	8/10inch	7/8inch
	8/11inch	8/11inch	7/10inch
	8/12inch	8/12inch	
Wash Port	Available	Available	Available

GASOLINE LAWNMOWER ONE PUSH START



DM53ES-Y



DM51ES-L



DM46ES-Y

MODEL	DM53ES-Y	DM51ES-L	DM46ES-Y
Cutting width	530mm(21")	508mm(20")	460mm(18")
Cutting height	25-75mm	25-75mm	25-75mm
Rated speed	2800rpm	2800rpm	2800rpm
Noise level	98dB	98dB	96dB
Wheel size	8"Front/10"Rear	8"Front/12"Rear	7"Front/10"Rear
Grass catcher			
Half plastic box	75L	75L	55L
Full Plastic box	65L	65L	55L
Carton dimensions			
Half plastic box	880x585x500	890x600x500	800x555x500
Full Plastic box	880x585x515	890x600x515	800x555x515
Loading quantity (20GP/40GP/40HQ)			
Half plastic box	104/208/260	84/180/225	112/228/285
Full Plastic Box	104/208/260	84/180/225	112/228/285

GASOLINE LAWNMOWER

lawnmower adopts 4 stroke OHV gasoline engine. Nice in appearance, lawnmower is compact in structure, extremely light in weight, easy in operation, safe in application, excellent in cropping and gathering. Blades of lawnmower deliver a 17-22 inch cutting width .

MODEL	DM53	DM51	DM50PL	DM48	DM46	DM41	DM40
Engine	DVO160 DVO175 DV173 DV196 DV225	DVO160 DVO175 DV173 DV196 DV225	DVO130 DVO140 DVO150 DVO160	DVO160 DV140 DV173	DVO130 DVO140 DVO150 DV140 DVO175	DV80 DV98 DVO130 DVO140	DV80 DV98 DVO130
Drive Type	Hand push Self-propelled	Hand push Self-propelled	Hand push	Self-propelled	Hand push Self-propelled	Hand push Self-propelled	Hand push
Rated Speed	2800RPM	2800RPM	2800RPM	2800RPM	2800RPM	2800RPM	3000RPM
Cutting Deck	Steel	Steel	Steel	Aluminum	Steel	Steel	Steel
Cutting Width	530mm 21"	508mm 20"	508mm 20"	480mm 19"	460mm 18"	410mm 17"	390mm 16"
Cutting Height	25-75	25-75	25-75	25-75	25-75	25-75	30-65
Grass Catcher	Full plastic box Half plastic box Fabric bag	Full plastic box Half plastic box Fabric bag	/	Full plastic box	Full plastic box Half plastic box Fabric bag	Full plastic box Half plastic box Fabric bag	Fabric Bag
Mulching	Available	Available			Available	Available	Available
Side Discharge	Available	Available	Available		Available	/	/
Front/rear wheel	8/10inch 8/11inch 8/12inch	8/10inch 8/11inch 8/12inch	7/7inch 7/11inch	8/8inch	7/7inch 7/8inch 7/10inch	7/7inch 7/8inch	6/6inch
Wash port	Available	Available	Available		Available	Available	/

GASOLINE LAWNMOWER

Self-propelled



- ✦ Powerfull, long-lasting 4 stroke engine with cast iron cylinder and low fuel consumption.
- ✦ Get the job done quickly with a huge 21"cutting width.
- ✦ Heavy duty, Durable steel cutting deck.
- ✦ Centre height adjustment with 7 position settings.
- ✦ 4 in 1 function. Rear discharge, Rear bagging, Side discharge, Mulching."
- ✦ Rear wheel drive self-propel provides better traction in all cutting conditions - let the mower do the work.

GASOLINE LAWNMOWER

Self-propelled

DM53S



DM53S-L



DM53S-Y



DM53S-DVO

MODEL	DM53S-L	DM53S-Y	DM53S-DVO
Cutting Width	530mm(21")	530mm(21")	530mm(21")
Cutting Height	25-75mm	25-75mm	25-75mm
Rated Speed	2800rpm	2800rpm	2800rpm
Noise Level	98dB	98dB	98dB
Wheel Size	8"Front/12"Rear	8"Front/12"Rear	8"Front/11"Rear
Grass Catcher			
Half Plastic Box	75L	75L	75L
Full Plastic Box	65L	65L	65L
Carton Dimensions			
Half Plastic Box	890x600x500	890x600x500	890x585x500
Full Plastic Box	890x600x515	890x600x515	890x585x515
Loading Quantity (20GP/40GP/40HQ)			
Half Plastic Box	84/180/225	84/180/225	96/208/260
Full Plastic Box	84/180/225	84/180/225	96/208/260

GASOLINE LAWNMOWER

Self-propelled

DM51S



DM51S-L



DM51S-Y



DM51S-DVO

MODEL	DM51S-L	DM51S-Y	DM51S-DVO
Cutting Width	508mm(20")	508mm(20")	508mm(20")
Cutting Height	25-75mm	25-75mm	25-75mm
Rated Speed	2800rpm	2800rpm	2800rpm
Noise Level	98dB	98dB	98dB
Wheel Size	8"Front/12"Rear	8"Front/12"Rear	8"Front/11"Rear
Grass Catcher			
Half Plastic Box	75L	75L	75L
Full Plastic Box	65L	65L	65L
Carton Dimensions			
Half Plastic Box	870x580x500	870x580x500	870x580x500
Full Plastic Box	870x580x515	870x580x515	870x580x515
Loading Quantity (20GP/40GP/40HQ)			
Half Plastic Box	104/212/265	104/212/265	104/212/265
Full Plastic Box	104/212/265	104/212/265	104/212/265

GASOLINE LAWNMOWER

SIDE DISCHARGE SERIES

20"

Powerfull, long-lasting 4 stroke engine with cast iron cylinder and low fuel consumption.

Heavy duty, durable steel cutting deck.


Get the job done quickly with a huge 20"cutting width.

Center adjustment with 8 position settings.

The long handles are foldable for easy storage and tranport.

4in1 mulching, rear discharge, rear bagging, side discharge.

The wheels each have twin roller bearings for smooth running (easy to push) and long life.



GASOLINE LAWNMOWER
SIDE DISCHARGE SERIES

DM51P/DM51P-B/DM51P-C



DM51P

DM51P-B

DM51P-C

MODEL	DM51PL	DM51PL-B	DM51PL-C
Cutting Width	508mm(20")	508mm(20")	508mm(20")
Cutting Height	25-75mm	25-75mm	25-75mm
Rated Speed	2800rpm	2800rpm	2800rpm
Noise Level	98dB	98dB	98dB
Wheel Size	7"Front/11"Rear 7"Front/7"Rear	7"Front/7"Rear	7"Front/7"Rear
Center	4 wheel	4 wheel	4 wheel
Grass Catcher	N/A	N/A	N/A
Carton Dimensions			
7"Front/11"Rear	740x588x410		
7"Front/7"Rear	735x570x410	685x575x360	685x575x360
Loading Quantity			
(20GP/40GP/40HQ)			
7"Front/11"Rear	150/300/360		
7"Front/7"Rear	160/320/384	198/408/476	198/408/476



GASOLINE
LAWNMOWER

19"



DM48P-Y

MODEL	DM48P-Y
Cutting Width	480mm(19")
Cutting Height	25-75mm
Rated Speed	2800rpm
Noise Level	98dB
Wheel Size	7"Front/8"Rear
Grass Catcher	
Full Plastic Box	60L
Carton Dimensions	
Full Plastic Box	760x560x450
Loading Quantity	
(20GP/40GP/40HQ)	
Full Plastic Box	155/315/315

GASOLINE LAWNMOWER

Self-propelled

DM46S/DM41S



DM46S-Y



DM41S-A

MODEL	DM46S-Y	DM41S-A
Cutting Width	460mm(18")	410mm(17")
Cutting Height	25-75mm	20-75mm
Rated Speed	2800rpm	2800rpm
Noise Level	96dB	96dB
Wheel Size	7"Front/10"Rear 7"Front/8"Rear	7"Front/8"Rear
Grass Catcher		
Half Plastic Box	55L	45L
Full Plastic Box	55L	45L
Carton Dimensions		
Half Plastic Box	780x545x500	725x530x450
Full Plastic Box	780x545x515	725x530x480
Loading Quantity (20GP/40GP/40HQ)		
Half Plastic Box	124/256/320	175/350/350
Full Plastic Box	124/256/320	140/280/350

GASOLINE LAWNMOWER

Hand Push

DM46P/DM41P/DM40P



DM46P-T



DM41P



DM40P

MODEL	DM46P-T	DM41P	DM40P
Cutting Width	460mm(18")	410mm(17")	390mm(16")
Cutting Height	25-75mm	20-75mm	30-65mm
Rated Speed	2800rpm	2800rpm	3000rpm
Noise Level	96dB	96dB	96dB
Wheel Size	7"Front / 8"Rear 7"Front / 7"Rear	7"Front/8"Rear	6"Front/6"Rear
Grass Catcher			
Fabric Bag	55L	45L	45L
Half Plastic Box	55L	45L	
Carton Dimensions			
Fabric Bag	780x545x500	710x525x440	670x470x375
Half Plastic Box	780x545x515	710x525x480	
Loading Quantity (20GP/40GP/40HQ)			
Fabric Bag	124/256/320	175/355/426	216/504/588
Half Plastic Box	124/256/320	140/284/355	

MORE CHOICES

ENGINE TYPE



PANEL TYPE



WHEEL



GRASS CATCHER



FRONT FACE



HEIGHT ADJUSTMENT



QUICK LOCKING KNOB



GASOLINE
LAWNMOWER

POWER BY BRIGGS&STRATTON



MODEL	DM53	DM51	DM48	DM46	DM41
Engine	BS625E BS&DOV750 BS&DOV775IS	BS625E BS&DOV750 BS&DOV775IS	BS625E	BS500E BS450E	BS450E
Drive Type	Hand Push Self-propelled	Hand Push Self-propelled	Hand Push Self-propelled	Hand Push Self-propelled	Hand Push Self-propelled
Rated Speed	2800RPM	2800RPM	2800RPM	2800RPM	2800RPM
Cutting Deck	Steel	Steel	Aluminum	Steel	Steel
Cutting Width	530mm 21"	508mm 20"	480mm 19"	460mm 18"	410mm 17"
Cutting Height(mm)	25-75	25-75	25-75	25-75	25-75
Grass Catcher	Full Plastic Box Half Plastic Box Fabric Bag	Full Plastic Box Half Plastic Box Fabric Bag	Full Plastic Box	Full Plastic Box Half Plastic Box Fabric Bag	Full Plastic Box Half Plastic Box Fabric Bag
Mulching	Available	Available	Available	Available	Available
Side Discharge	Available	Available	Available	Available	/
Front/Rear Wheel	8/10inch 8/11inch 8/12inch	8/10inch 8/11inch 8/12inch	8/8inch	7/7inch 7/8inch 7/10inch	7/7inch 7/8inch
Wash Port	Available	Available	Available	Available	Available

PETROL SCARIFIER

DR40P



MODEL	DR40P
Working Width(mm)	400
Working Deepness	6 Settings / 5-15mm
Number of Knives	18pcs
Wheel Diameter Front(mm)	178
Wheel Diameter Rear(mm)	178
Capacity of Catch Bag(L)	35
Engine Model	DH212
Engine Type	Single Cylinder, 4 Stroke, Air Cold
Bore x Stroke(mm)	70x54
Displacement(cc)	212
Rated Power (kW/3000rpm)	3.0
Gross Torque (N.m/2500rpm)	13
Fuel Oil Consumption (g/kw.h)	≤395
Air Filter Form	Foam Filter
Fuel Tank Content(L)	3.6
Oil Tank Content(L)	0.6
Start System	Recoil Start
Outside Packing Dimension (mm) (L x W x H):	680x625x640
20GP/40GP/40HQ:	81/162/216



MINI-TILLER DOMESTIC

- ◆ Compact design, Ultra-light weight and miniaturized.
- ◆ Excellent oil saving performance, lowering the fuel consumption.
- ◆ Strong engine ensures the efficient operation.
- ◆ Simple operation and quick blade change.
- ◆ Ergonomic operating handle, flexible and easy to adjust speed and height.
- ◆ Meeting the emission standards and regulations of EPA, CARB, EURO-V, REACH, RoHS.
- ◆ Widely used in various environments such as gardens and agriculture.



DOMESTIC MINI-TILLER

DT36V-A/DT36V-A



MODEL	DT36V-A	DT36V-B
Tilling Width	360mm/560mm	360mm/560mm
Working Depth.	130mm	130mm
Blade Sets	4/6 Sets	4/6 Sets
Front Wheel	150mm/6"	150mm/6"
	Nylon/ Rubber	Nylon/ Rubber
Transport Wheel	N/A	N/A
Engine Model	DVO150/DVO140	DVO150/DVO140
	DVO160	DVO160
Start Type	Recoil Start	Recoil Start
Net. Power	3.6kW	3.6kW
No Load Speed	3000r/min	3000r/min
Certifications	CE	CE
Compliance		

DOMESTIC MINI-TILLER

DT36V-A/DT36V-A



MODEL	DT45V	DT60H
Tilling Width	450mm/670mm	600/850mm
Working Depth.	150mm	180mm
Blade Sets	4 Sets	6 Sets
Transport Wheel	180mm/7"	180mm/7"
Engine Model	DVO150	DH208
	DVO160	DH212
Gear Shifting	N/A	-1, 0, 1
Start Type	Recoil Start	Recoil Start
Net. Power	3.6kW	5.3kW
No Load Speed	3000r/min	3600r/min
Certifications	CE	N/A
Compliance		

DOMESTIC



MODEL	DT50HB
Tilling Width	600mm
Working Depth.	180mm
Blade Sets	6 Sets
Gear Shifting	-1, 0, 1
Transport Wheel	330mm/13"
Engine Model	Rubber/ Pneumatic DH208 DH212
Start Type	Recoil Start
Net. Power	5.3kW
No Load Speed	3600r/min
Certifications Compliance	CE



MODEL	ET26	ET45
Battery	40V/4Ah	56V/4Ah
Tilling Width	260mm	450mm
Working Depth.	100mm	130mm
Blade Sets	4 Sets	4 Sets
Transport Wheel	180mm/7"	150mm/6"
Engine Model	AD40	AD56
No Load Speed	130r/min	130r/min
Certifications Compliance	CE, EMC, CSA	CE, EMC, CSA

LITHIUM BATTERY MINI-TILLER





SNOW BLOWER

56V Lithium-ion

LITHIUM BATTERY

TOOLS

- LED fog light
- Electronic control to adjust the angle of the snow tube
- Folding putter
- Full lithium battery, environmental protection, good economy
- Low noise, low vibration, light weight




MODEL	ES51
Cleaning Width	508mm
Cleaning Height	175mm
Drive Type	Hand Push
Speed	2200rpm
Li-battery	56V/4Ah
Max. Throw Height	6m
Max. Throw Distance	3-6m
Chute Rotation	180 Degrees Automaticly Adjustment
Motor	DC 56V/800W
Charger	58V/3.0A
Charge Time	80min
Running Time	20-25min

BLOWER

- Brushless motor
- Wall mounted hook hole under rear handle for easy storage
- Low Noise Levels
- Lightweight for Comfortable, All-Day Use



Model:	D2B448-A
Battery Voltage	40V
Battery Capacity	2.0Ah
Air Flow	100 ± 10 % MPH
Air Volume(with out air nozzle)	550 ± 10% CFM
Charger Time	1 Hour
Motor Power	400W



LINE TRIMMER

Front Motor/Rear Motor

- Dual line bump feed trimmer head
- Brushless motor
- Telescopic aluminum tube



Model:	D2GT414-F	D2GT414-R
Battery Voltage	40V	40V
Battery Capacity	2.0Ah	2.0Ah
Cutting Diameter	340mm	340mm
No-load Discharge Time	≥40min	≥40min
Charger Time	1 Hour	1 Hour
Max. RPM	7200±10%	7200±10%

HEDGE TRIMMER


- Brushless motor
- Wall mounted hook hole under rear handle for easy storage



Model:	D2HT424-A
Battery Voltage	40V
Battery Capacity	2.0Ah
Blade Length	610mm, Adjustable Cutting Angle
Cutting Width	22mm
Charger Time	1 Hour



LINE TRIMMER with EDGING WHEEL



Model:	D2GT413-F
Battery Voltage	40V
Battery Capacity	2.0Ah
Cutting Diameter	350mm
No-load Discharge Time	≥40min
Charger Time	1 Hour
Max. RPM	7000±10%

BRUSH CUTTER

- Brushless motor
- Telescopic aluminum tube
- Shoulder Strap/Harness included



Model:	D2BC412-A
Battery Voltage	40V
Battery Capacity	2.0Ah
Cutting Diameter	254mm
No-load Discharge Time	≥40min
Charger Time	1 Hour
Max. RPM	5500±10%

CHAIN SAW

- Brushless motor
- Wall mounted hook hole under rear handle for easy storage



Model:	D2CS414-A
Battery Voltage	40V
Battery Capacity	2.0Ah
Bar Length	14"
Chain Speed	14m/s
No-load Discharge Time	≥23min
Charger Time	1 Hour
Max. RPM	1800±10%

POLE SAW

Model:	D2PS410-A
Battery Voltage	40V
Battery Capacity	2.0Ah
Cutting Diameter	8"/10"
No-load Discharge Time	≥35min
Charger Time	1 Hour
Max. RPM	3600±10%



POLE HEDGE TRIMMER

- Brushless motor
- Telescopic aluminum tube

Model:	D2PT416-A
Battery Voltage	40V
Battery Capacity	2.0Ah
Cutting Diameter	8"/10"
No-load Discharge Time	≥35min
Charger Time	1 Hour
Max. RPM	7000±10%